



# BZT52-B4V3 SERIES

## SURFACE MOUNT SILICON ZENER DIODES

**VOLTAGE** 4.3 to 51 Volts **POWER** 500mWatts

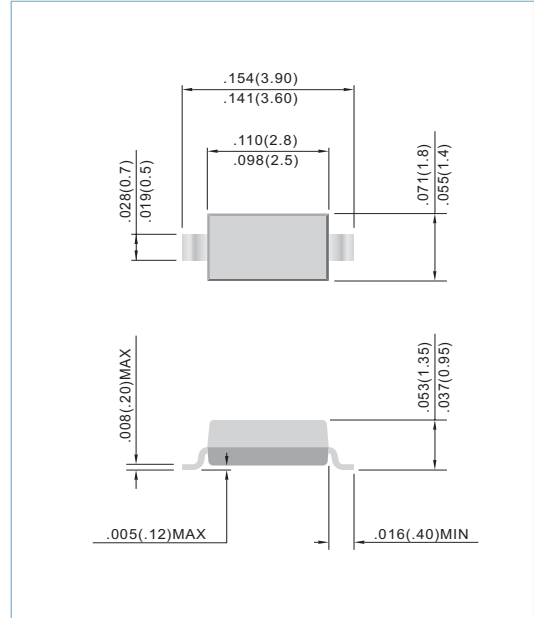
**SOD-123** Unit: inch (mm)

### FEATURES

- Planar Die construction
- 500mW Power Dissipation
- Zener Voltages from 4.3~51V
- Ideally Suited for Automated Assembly Processes
- Pb free product : 99% Sn above can meet RoHS environment substance directive request

### MECHANICAL DATA

- Case: SOD-123, Molded Plastic
- Terminals: Solderable per MIL-STD-750, Method 2026
- Polarity: See Diagram Below
- Approx. Weight: 0.01 grams
- Mounting Position: Any



### MAXIMUM RATINGS AND ELECTRICAL CHARACTERISTICS

Parameter	Symbol	Value	Units
Maximum Forward Voltage Drop at IF=100mA	V <sub>F</sub>	1.0	V
Maximum Power Dissipation (Notes A) at 25°C	P <sub>D</sub>	500	mW
Peak Forward Surge Current, 8.3ms single half sine-wave superimposed on rated load (JEDEC method) (Notes B)	I <sub>FSM</sub>	4.0	Amps
Operating Junction and Storage Temperature Range	T <sub>J</sub>	-50 to +150	°C

**NOTES:**

- A. Mounted on 5.0mm<sup>2</sup>(.013mm thick) land areas.
- B. Measured on 8.3ms, single half sine-wave or equivalent square wave, duty cycle = 4 pulses per minute maximum.



## BZT52-B4V3 SERIES

Part Number	Nominal Zener Voltage			Max. Zener Impedance				Max Reverse Leakage Current		Marking Code	Package
	Vz @ Izt			Zzt @ Izt		Zzk @ Izk		Irk @ Vr			
	Nom. V	Min. V	Max. V	Ω	mA	Ω	mA	μA	V		
BZT52-B4V3	4.3	4.21	4.39	95	5.0	600	1.00	5.0	1.0	W7	SOD-123
BZT52-B4V7	4.7	4.61	4.79	78	5.0	500	1.00	5.0	2.0	W8	SOD-123
BZT52-B5V1	5.1	5.00	5.20	60	5.0	480	1.00	0.1	0.8	W9	SOD-123
BZT52-B5V6	5.6	5.49	5.71	40	5.0	400	1.00	0.1	1.0	WA	SOD-123
BZT52-B6V2	6.2	6.08	6.32	10	5.0	150	1.00	0.1	2.0	WB	SOD-123
BZT52-B6V8	6.8	6.66	6.94	8	5.0	80	1.00	0.1	3.0	WC	SOD-123
BZT52-B7V5	7.5	7.35	7.65	7	5.0	80	1.00	0.1	5.0	WD	SOD-123
BZT52-B8V2	8.2	8.04	8.36	7	5.0	80	1.00	0.1	6.0	WE	SOD-123
BZT52-B9V1	9.1	8.92	9.28	10	5.0	100	1.00	0.1	7.0	WF	SOD-123
BZT52-B10	10	9.80	10.20	15	5.0	150	1.00	0.1	7.5	WG	SOD-123
BZT52-B11	11	10.78	11.22	20	5.0	150	1.00	0.1	8.5	WH	SOD-123
BZT52-B12	12	11.76	12.24	20	5.0	150	1.00	0.1	9.0	WI	SOD-123
BZT52-B13	13	12.74	13.26	25	5.0	170	1.00	0.1	10.0	WK	SOD-123
BZT52-B14	14	13.72	14.28	25	5.0	170	1.00	0.1	10.5	WJ	SOD-123
BZT52-B15	15	14.70	15.30	30	5.0	200	1.00	0.1	11.0	WL	SOD-123
BZT52-B16	16	15.68	16.32	40	5.0	200	1.00	0.1	12.0	WM	SOD-123
BZT52-B17	17	16.66	17.34	40	5.0	200	1.00	0.1	13.0	17C	SOD-123
BZT52-B18	18	17.64	18.36	50	5.0	225	1.00	0.1	14.0	WN	SOD-123
BZT52-B20	20	19.60	20.40	50	5.0	225	1.00	0.1	15.0	WO	SOD-123
BZT52-B22	22	21.56	22.44	55	5.0	250	1.00	0.1	17.0	WP	SOD-123
BZT52-B24	24	23.52	24.48	80	5.0	250	1.00	0.1	18.0	WR	SOD-123
BZT52-B27	27	26.46	27.54	80	5.0	300	1.00	0.1	20.0	WS	SOD-123
BZT52-B28	28	27.44	28.56	80	5.0	300	1.00	0.1	22.0	28C	SOD-123
BZT52-B30	30	29.40	30.60	80	5.0	300	1.00	0.1	22.5	WT	SOD-123
BZT52-B33	33	32.34	33.66	80	5.0	325	1.00	0.1	25.0	WU	SOD-123
BZT52-B36	36	35.28	36.72	90	5.0	350	1.00	0.1	27.0	WW	SOD-123
BZT52-B39	39	38.22	39.78	90	5.0	350	1.00	0.1	29.0	WX	SOD-123
BZT52-B43	43	42.14	43.86	100	5.0	700	1.00	0.1	32.0	WY	SOD-123
BZT52-B47	47	46.06	47.94	100	5.0	750	1.00	0.1	35.0	WZ	SOD-123
BZT52-B51	51	49.98	52.02	100	5.0	750	1.00	0.1	38.0	XA	SOD-123



# BZT52-B4V3 SERIES

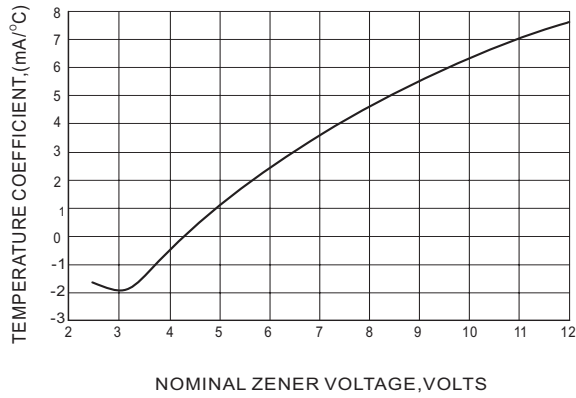


Fig. 1 TEMPERATURE COEFFICIENTS

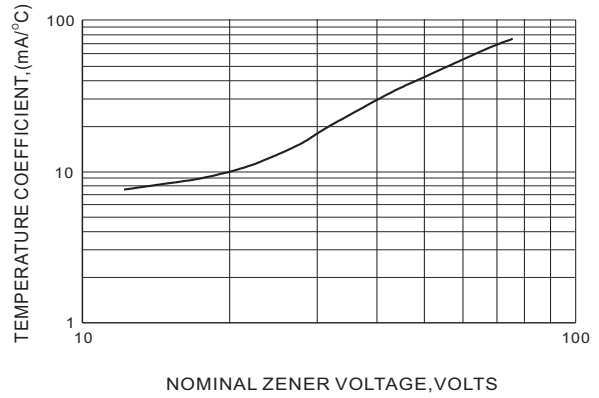


Fig. 2 TEMPERATURE COEFFICIENTS

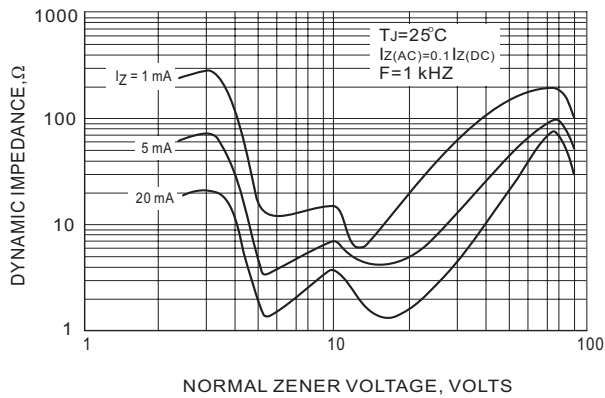


Fig. 3 EFFECT OF ZENER VOLTAGE ON ZENER IMPEDANCE

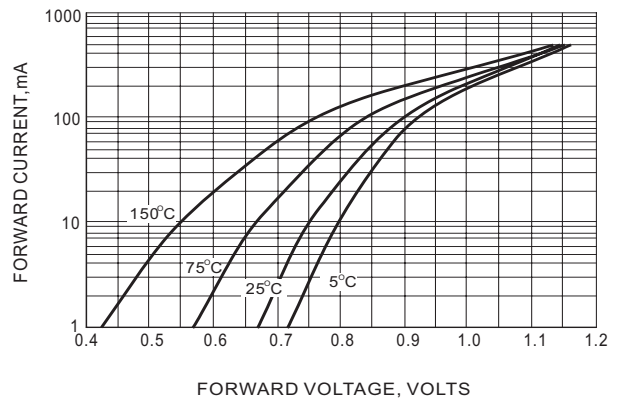


Fig. 4 TYPICAL FORWARD VOLTAGE

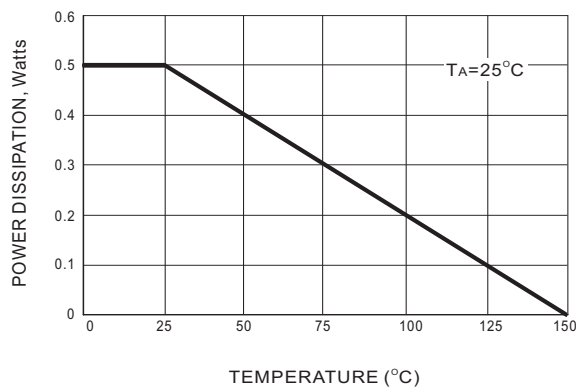


Fig. 5 STEADY STATE POWER DERATING

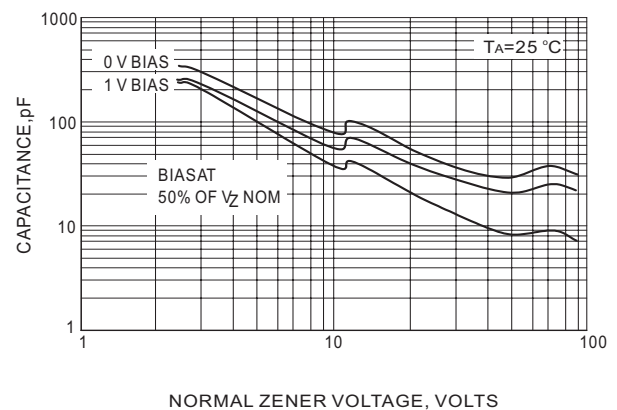


Fig. 6 TYPICAL CAPACITANCE



## BZT52-B4V3 SERIES

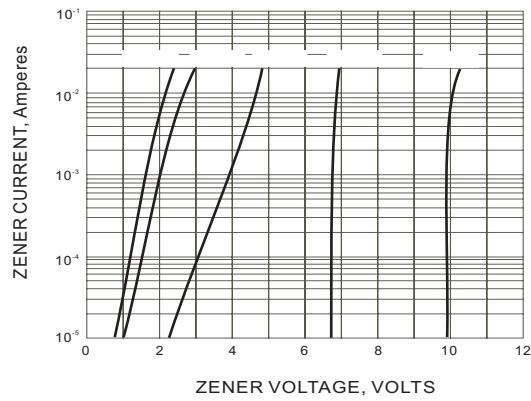


Fig.7 ZENER VOLTAGE VERSUS ZENER CURRENT

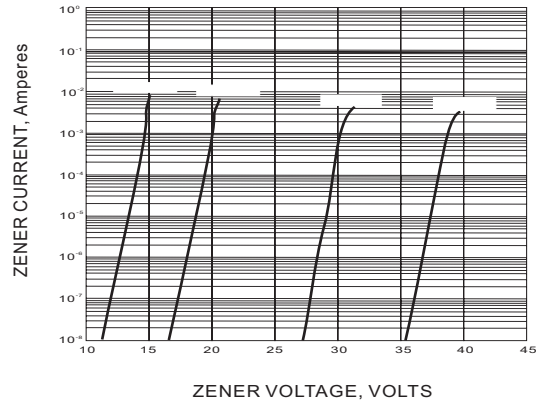


Fig.8 ZENER VOLTAGE VERSUS ZENER CURRENT

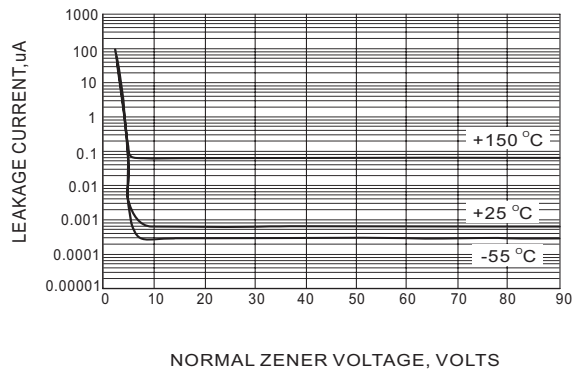
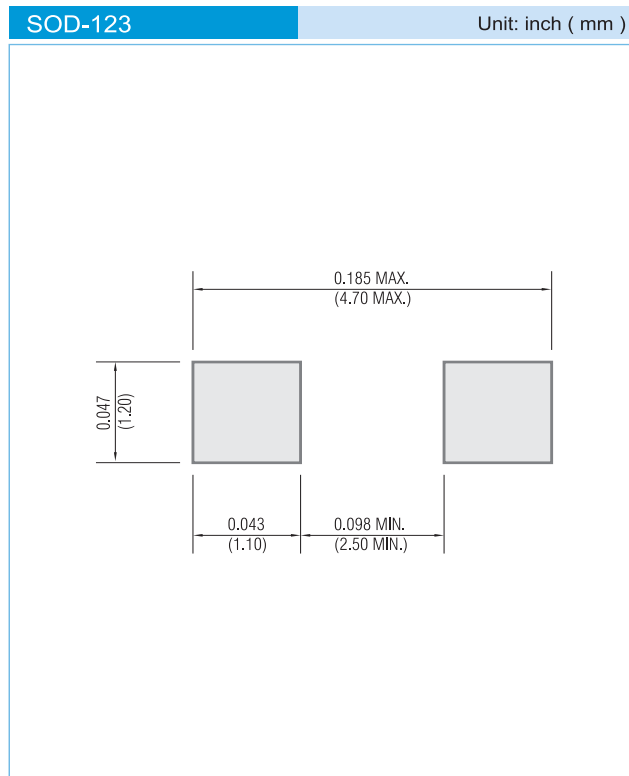


Fig.9 TYPICAL LEAKAGE CURRENT



## BZT52-B4V3 SERIES

### MOUNTING PAD LAYOUT



### ORDER INFORMATION

- Packing information

T/R - 10K per 13" plastic Reel

T/R - 3K per 7" plastic Reel

### LEGAL STATEMENT

#### Copyright PanJit International, Inc 2005

The information presented in this document is believed to be accurate and reliable. The specifications and information herein are subject to change without notice. Pan Jit makes no warranty, representation or guarantee regarding the suitability of its products for any particular purpose. Pan Jit products are not authorized for use in life support devices or systems. Pan Jit does not convey any license under its patent rights or rights of others.